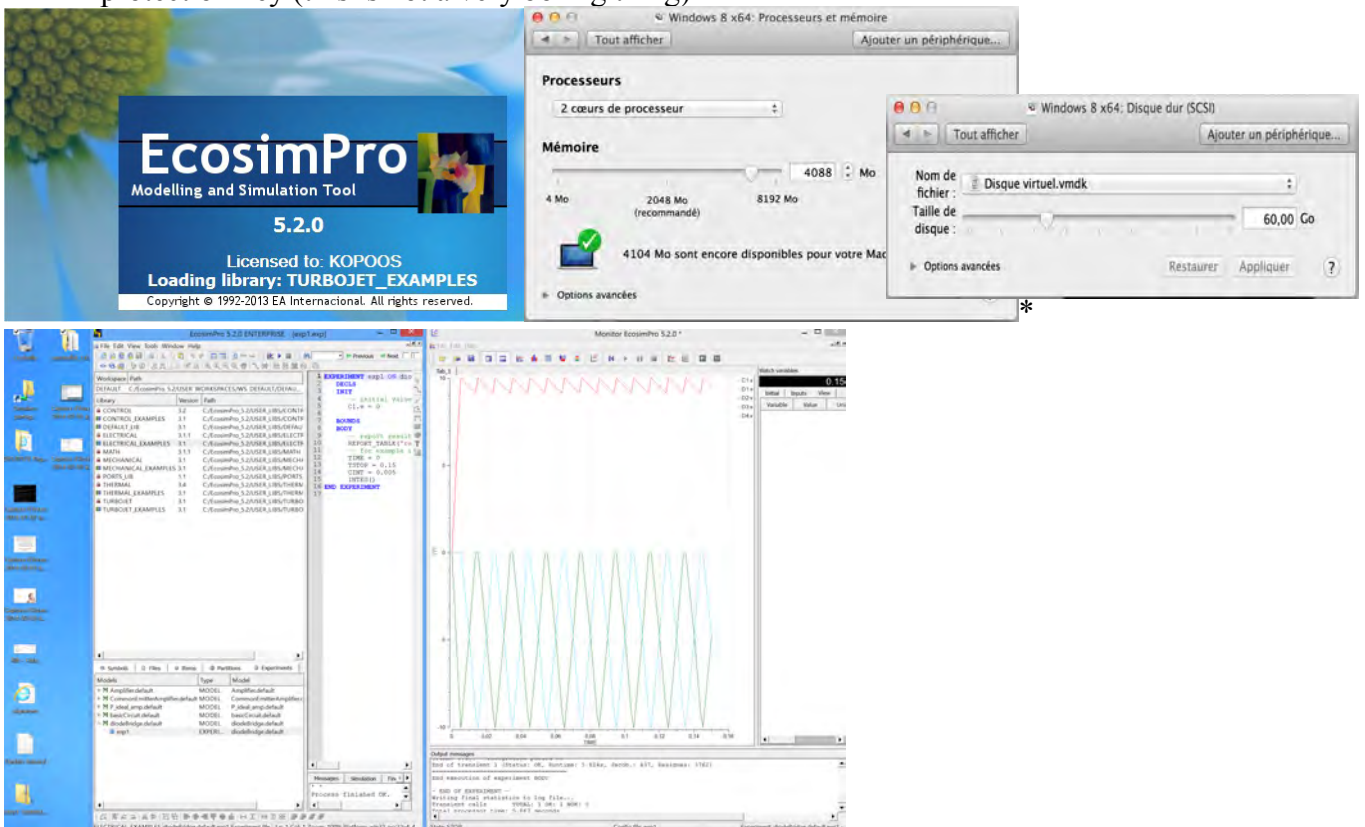


Summary

- VMware Fusion 6.0.2 (for Mac OS X): successful run of EcosimPro® with Entreprise edition and sentinel key under windows 8. 1
- Use of Parallels desktops for Mac: successful run of EcosimPro with Demo (not yet tested with protection key) 2

VMware Fusion 6.0.2 (for Mac OS X): successful run of EcosimPro® with Entreprise edition and sentinel key under windows 8.

1. VMware Fusion 6.0.2 has been installed in a Mac OS X
2. Windows 8 has been installed under VMware, and EcosimPro® as well.
3. After, the sentinelhk_1.0.2\sentinel keys protection installer\english\setup.exe has been run without problem.
4. When the protection key has been inserted, the computer asks if it is for MAC or for windows: windows has been selected.
5. **The launch of EcosimPro® is successful.**
6. It seems that at each restart of the VMware, the MAC will ask for which system is the protection key (this is not a very boring thing)

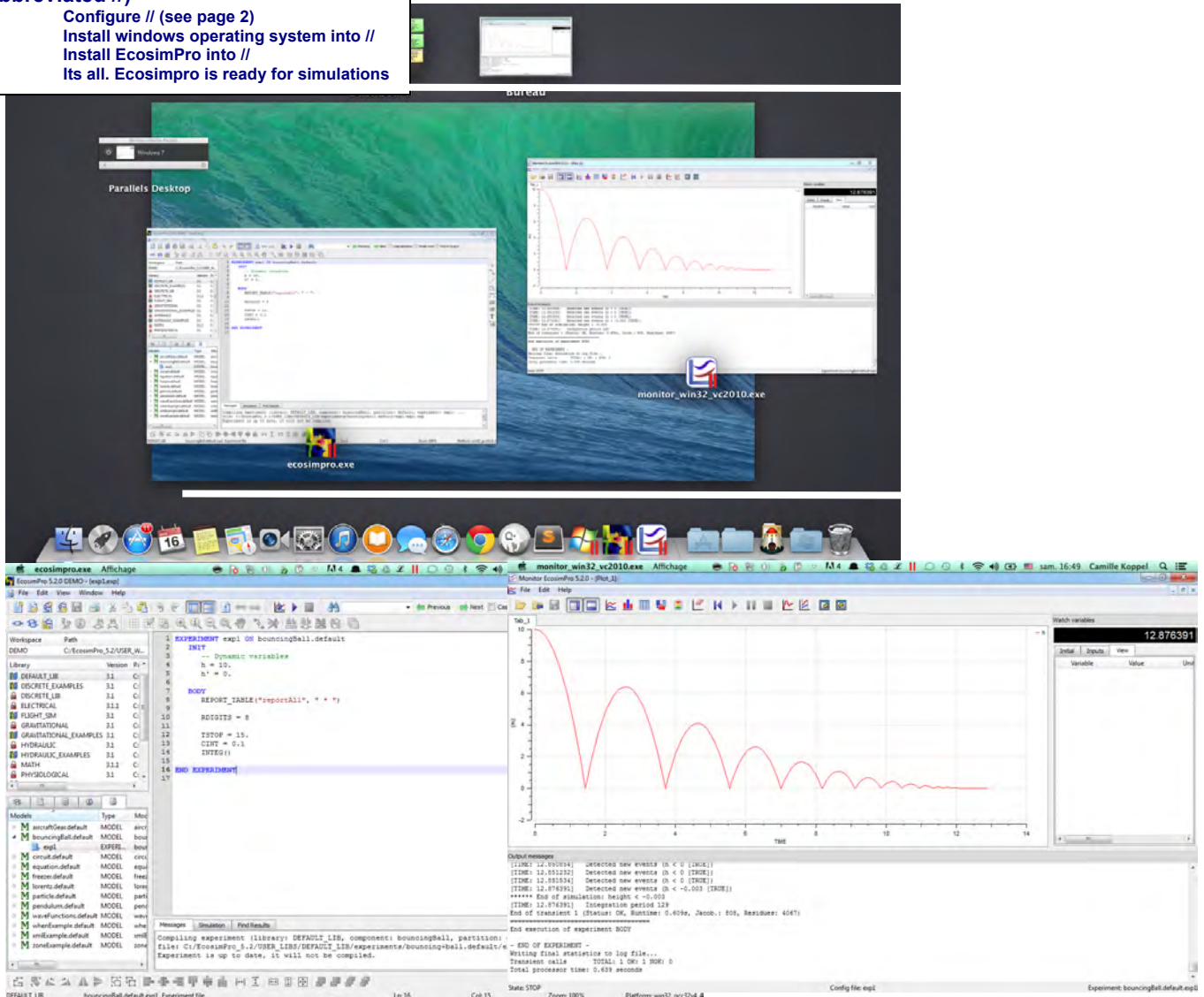


- In order to have efficient computation time, the memory and the number of processors for windows 8 are set to the half the computer capability:
with MAC total processor time: 0.233 seconds
- With genuine windows it is just a bit faster: Total processor time: 0.172 seconds

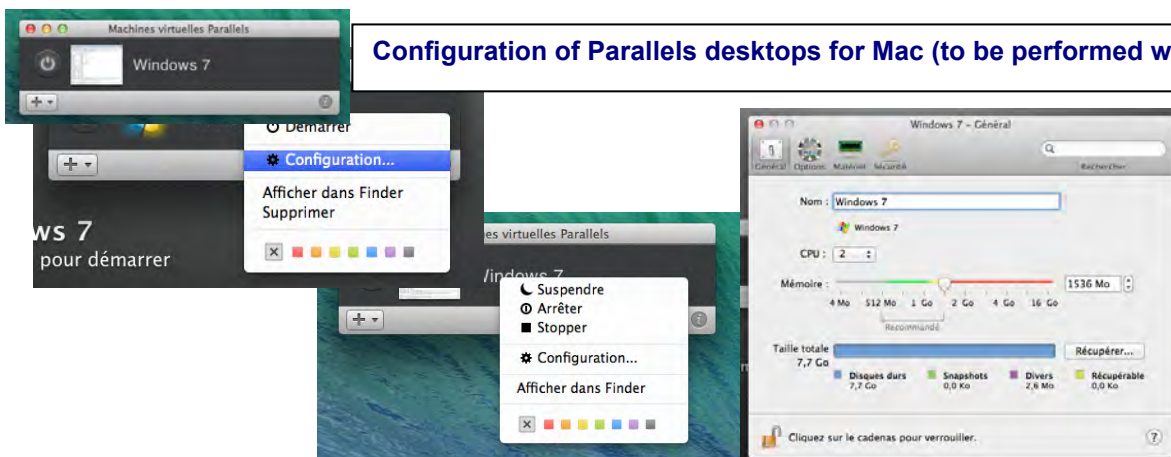
Use of Parallels desktops for Mac: successful run of EcosimPro with Demo (not yet tested with protection key)

Use of Parallels desktops for Mac (abbreviated //)

- Configure // (see page 2)
- Install windows operating system into //
- Install EcosimPro into //
- Its all. Ecosimpro is ready for simulations



Configuration of Parallels desktops for Mac (to be performed with windows off)



Configure // (with windows off) for a use of the maximum number of CPU (here 2) and allocate a good amount of memory (here 1.5 Gb). In that conditions the speed of the EcosimPro simulations are fully comparable with a genuine Windows laptop.